

READER'S WORKSHOP IN EARLY ELEMENTARY SCHOOL

Shelby Artkop, Abbie Connaughty, Alicia Garstka


WHY READER'S WORKSHOP?

Then



Instruction that is
“one-size-fits-all”

Now



Instruction designed
to meet all students
where they are at

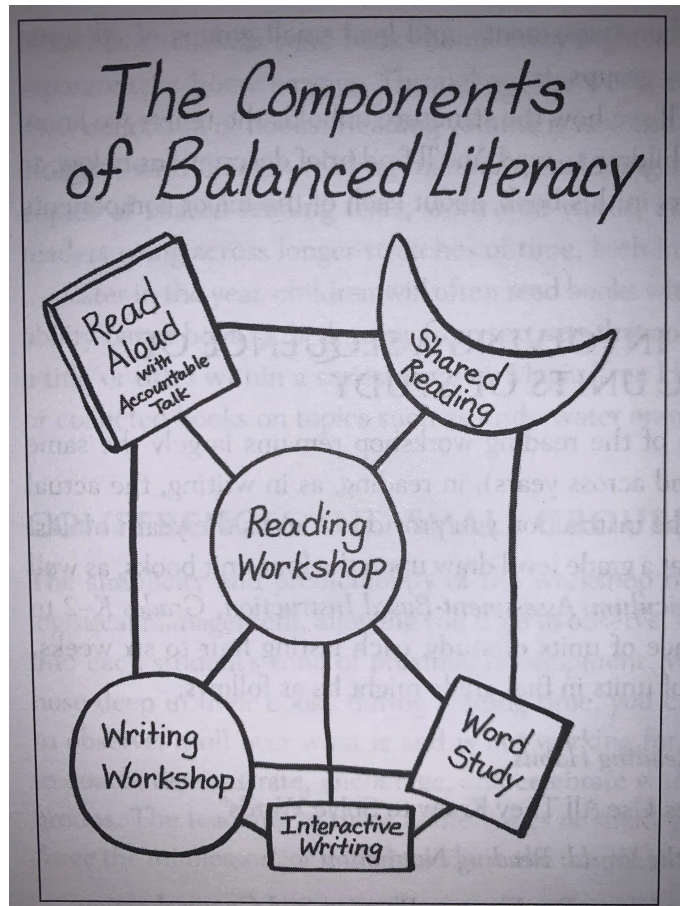
READER'S WORKSHOP CLASSROOMS...

- Have routines and structures that are simple and predictable
- Help teachers address individual student needs
- Explicitly teach strategies
- Support small group work
- Harness the power of a learning community as a way to bring all learners together



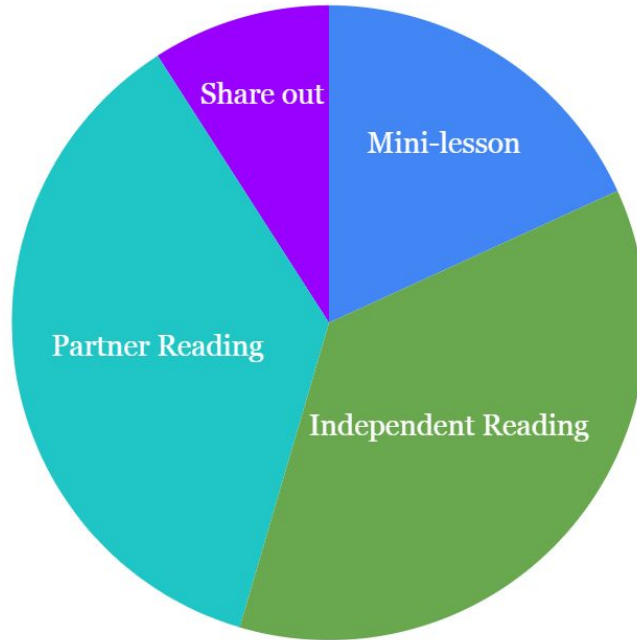
STRATEGIES

- Partner Reading
- “Turn and Talk”
- Interactive read alouds
- Sight words
- Guided reading groups



THE WORKSHOP MODEL

Reader's Workshop



MINI-LESSON

- 7-12 minutes long



Teaching a new skill or strategy, guiding student practice and conversations



Listening, talking to partner, practicing the skill

INDEPENDENT READING - GUIDED READING - CONFERENCES

- 20 minutes long



Teaching small groups
(instructional level)
Or
Individual student
conferences



Reading at independent level
Small groups - instructional
level
Individual conferences

PARTNER READING

- 20 minutes long



Teaching small groups
(instructional level)
Or
Partner conferences



Reading at independent
level with a partner on a
similar level

SHARE OUT

- 20 minutes long



Assessing and observing



Teaching small groups
(instructional level)

Or

Partner conferences

HOW TO HELP YOUR STUDENT AT HOME






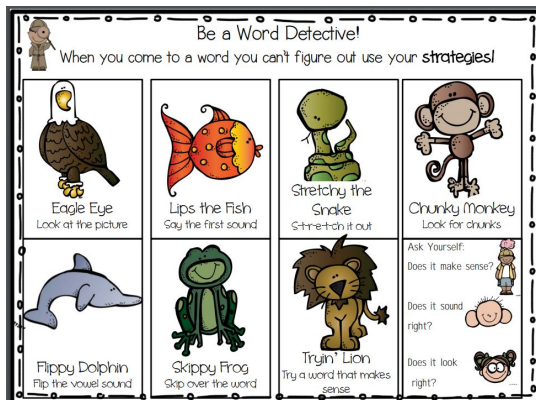
HAVE A ROUTINE

- Make reading part of your everyday routine and schedule
- Make it a special and fun time with your child



"JUST RIGHT SKILLS"

- Check with your child's teacher to see what level they are currently working on
- Pick a "just right book"
- Kindergarten A-D, Grade 1 E-I
- Choose one skill to focus on (see handout)



- What does that mean?**
It means that the book your child is reading has:
- ▢ Pattern on each page
 - ▢ Pictures match the words
 - ▢ There are few words on a page
 - ▢ One sentence per page with simple words
- Support your child with their reading by making sure they:**
- ✓ Point under the words
 - ✓ Reread to improve Fluency
 - ✓ Understanding the difference between Fiction and non-fiction
 - ✓ Use picture clues to read unknown words
 - ✓ Ask: Does that word you read look right? Does it sound right? Does it make sense?
 - ✓ Pictures match words. When telling the main idea use the pictures to help

MODEL

1. **Talk about the books you are reading.**
2. **When you go to the library/bookstore to get books for kids make sure you grab one for yourself.**
3. **Take reading material with you when you travel.**
4. **Get a newspaper/blog/magazine subscription for yourself.**
5. **Ask for book gifts for yourself for holidays and birthdays.**



Article from: McDONALD, ALLISON. "5 WAYS TO BE A READING ROLE MODEL." *SCHOLASTIC*,

[HTTPS://WWW.SCHOLASTIC.COM/PARENTS/BOOKS-AND-READING/RAISE-A-READER-BLOG/5-WAYS-TO-BE-READING-ROLE-MODEL.PRINT.HTML](https://www.scholastic.com/parents/books-and-reading/raise-a-reader-blog/5-ways-to-be-reading-role-model.print.html).

IT DOESN'T ALWAYS HAVE TO BE A "JUST RIGHT" BOOK!



If you want your students to

LOVE

READING...

YOU MUST LET THEM

READ

What they

LOVE

- Hope King -